
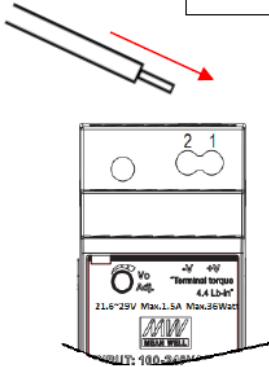


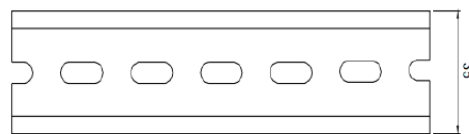
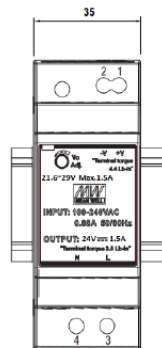
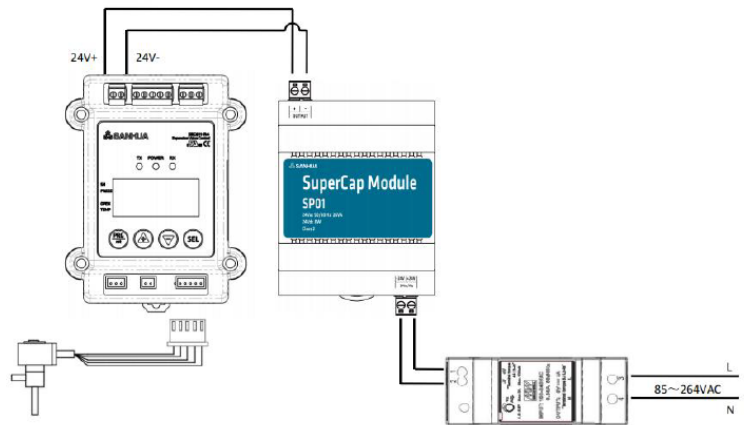
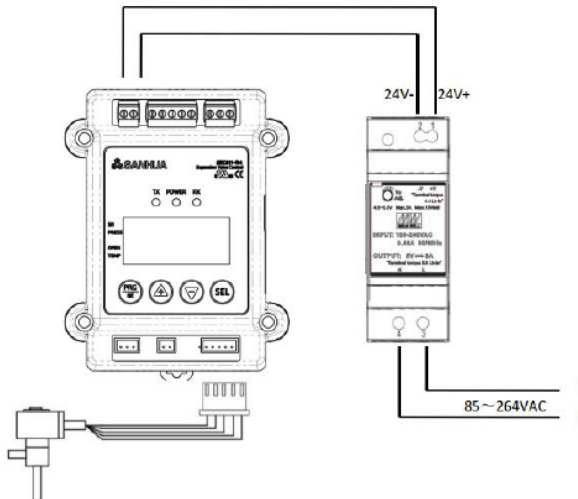
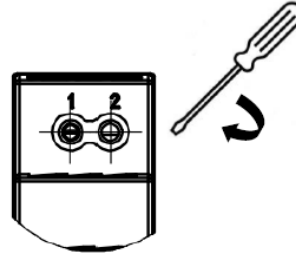
Items	Description
Model	TM02
Dimension	35(W)mm x 90 (H)mm x 58.4 (D)mm
Voltage input	85 ~ 264VAC, 47 ~ 63Hz
Current AC	0.5A/115VAC, 0.25A/230VAC
Rated voltage output	24Vdc, $\pm 1.0\%$
Rated current output	1.5A
Rated power	36W
Operation	-30~+70°C, 20~90%RH(Non-condensing)
Storage	-40~+85°C, 10~95%RH(Non-condensing)
Torque	Input 3.4 kgf.cm (3.0 Lb.in) Output 5 kgf.cm (4.4 Lb.in)
Wire	18~24 AWG9(0.2~0.8mm <sup>2</sup> )



0.2mm<sup>2</sup>~0.8 mm<sup>2</sup>



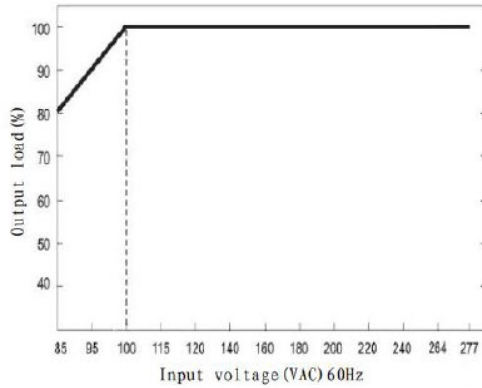
	Torque (kgf.cm)	Torque (lbf.ft)
Input	3.4	3.0
output	5	4.4



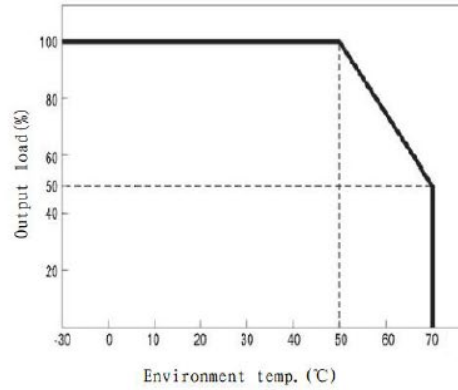
ADMISSIBLE DIN-RAIL: TS35/7.5 OR TS35/15

Voltage output will attenuate due to input voltage or environment temp.

Derating curve



Derating curve



La salida de voltaje se puede ajustar de 21,6 ~ 29 V mediante el tornillo en el transformador, la salida de voltaje nominal es de 24 V

No se recomienda ajustar este tornillo innecesariamente o puede causar un voltaje inestable para EEV y controlador

